




Our Production

LFT produces custom-fit insoles quickly,
professionally and completely to your
requirements



Leading
Foot
Technology



WWW.LFTONLINE.COM

Our production

LFT produces your bespoke insoles quickly and professionally

LFT offers foot specialists complete solutions for analysing and treating foot conditions. So that your patients get the perfect custom-fit insoles that will help ease, even eliminate, their foot conditions. Our production of the custom-fit insoles constitutes the last and final step in the process: **step 3** within this complete solution.

Process overview

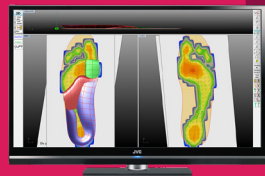
From your clinic to LFT within 1 week

Our approach to creating the perfect, custom-fit insoles for your patients with foot conditions takes place in four steps.



1 Our hardware

Our 2D foot scanner, 3D foot scanner and pressure plate will enable you to perform (static and dynamic) analyses of your patients' foot conditions easily, quickly and with high precision.



OrthoPodo Manager

2 Our software

Using OrthoPodoManager, you can easily transform the foot analysis from our foot scanners into an insole plan and create a digital design of the desired personalised insoles with our modelling software, OrthoPodoCAD.

Good to know: you can also choose to outsource design of the insoles to LFT.



3 Our insoles

We have an extensive range of materials for the production of custom-fit insoles. To do so, you can simply add extra podotherapeutic, podological or orthopaedic elements to the desired insole. Moreover, we have developed over one hundred combinations of materials based on MemoFlex, cork, ESD and multi-layer shore combinations, with or without a BaseFlex or MemoFlex underlay.

4 Our production

Have you created a digital design of your patients' insoles and added all the desired elements? Then it's time to produce the insoles. You decide which phases of the production process you want to outsource to LFT. This process consists of 4 phases.


The production time of a fully custom-fit and finished off insole takes about 1-3 working days, depending on your requirements.

Process overview



1

The order after carefully examined, starts in our CAD/CAM machine.



2

The MemoFlex material is cleaned and examined.



3

A covering material is added to the milled and modelled block.



4

The custom-fit insole is sent to your clinic or directly to your patient.

Quality product in quality packaging

At LFT, we send out our high-quality bespoke insoles in appropriate packaging. Our packaging offers protection of the insoles during transportation, to ensure high-quality reaches your patient. We can also personalize the packaging of the custom-fit bespoke insoles with your logo and your branding colours. Would you like to use this option? If so, please contact us at sales@lftonline.com so that we can discuss all the available options with you.



Create perfect custom-fit insoles for your patients

As podiatrist, podotherapist, orthopaedist, physiotherapist or podopostural therapist, you know how complex the subject of good foot treatment is. Just as you tailor your care to meet the individual needs of your patients, we tailor our complete solution to your practice. LFT offers a comprehensive package of products, training and services that are guaranteed to help you create perfect custom-fit insoles for your patients. LFT can then produce the insoles for you quickly and professionally.

LFT is your trusted knowledge partner and one-stop-shop for products, education and training.

Configuration examples of our complete solution



email: sales@lftonline.com
telephone: +31 (0) 887 800 200

WWW.LFTONLINE.COM

LFT Leading
Foot
Technology